















































































































## PNEUMATIC TOOLS

- 3/8" Impact Wrench
- 1/2" Impact Wrench
- 3/4" Impact Wrench
- 1" Impact Wrench
- 1-1/2" Impact Wrench
- Impact Wrench Set
- Air Ratchet Wrench
- Impact Screwdriver
- Air Blow Gun
- Air Hose Reel



# Mechanical structure



KT NO.	Drive	Max. torque		Type			Working place	Anvil		Page
		Ft.lb	Nm	Standard	Lightweight	Mini.		STD	Long	
33311-020 33311-021	3/8"	200	271				   	○		237
33411-020 33411-021	1/2"	200	271				   	○		237
<b>new</b> 33491-030 33491-031		300	407				   	○		238
33451-045 33451-046		450	610				   	○		237
<b>new</b> 33431-050 33431-051		500	678				   	○		239
33411-040 33411-041		500	678				 	○		240
33412-040 33412-041		500	678				 		②	240
33421-040 33421-041		500	678				 	○		240
33411-050 33411-051		650	881				 	○		240
33412-050 33412-051		650	881				 		②	240
33431-065 33431-066		650	881				  	○		241
33481-095 33481-096	950	1288				  	○		242	
33611-055 33611-056	3/4"	700	949				 	○		241
33612-055 33612-056		700	949				 		②	241
33621-075 33621-076		800	1085				 	○		241
33622-075 33622-076		800	1085				 		⑥	241
33681-100 33681-101		1100	1491				  	○		242
33631-110 33631-111		1100	1491				  	○		242
33632-110 33632-111		1100	1491				  		⑥	242
33671-160 33672-160		1600	2170				   	○	⑥	243
33851-120 33851-121		1200	1626				   	○		244
33852-120 33852-121		1200	1626				  		⑥	244
33811-150 33812-150	1"	1500	2033				  	○	⑥	245
33871-160 33872-160	1600	2170				  	○	⑥	243	
33841-180 33842-180	1800	2440				   	○	⑥	244	
33831-180 33832-180	1800	2440				   	○	⑥	245	
33861-200 33862-200	2000	2712				  	○	⑥	246	
33851-250 33852-250	1-1/2"	2500	3388				 	○	⑧	247
33911-250 33912-250	2500	3388				   	○	⑧	247	
33921-300 33922-300	3000	4065				   	○	⑧	247	



# Impact Wrench

**33311**

## Jumbo Hammer

- Nickel chrome molybdenum square driver
- Variable speed trigger
- Muffled on handle exhaust



KT NO.	Square drive Inch mm	Type Std/Long anvil	Std. bolt size Inch mm	Free speed R.P.M	Max. torque ft.lb Nm	Overall length Inch mm	Air inlet Inch	Air hose ID	Air pressure bar PSI	Avg. air consumption L/min CFM	Sound DBA	Vib M/S2	Net weight kgs lbs
33311-020	3/8" 9.53	Std.anvil	7/16" M11	10000	200 271	5-1/2" 139	1/4" BSPT	3/8"	6.2 90	71 2.5	95.35	3.78	1.35 2.98 1 / 10
33311-021	3/8" 9.53	Std.anvil	7/16" M11	10000	200 271	5-1/2" 139	1/4" NPT	3/8"	6.2 90	71 2.5	95.35	3.78	1.35 2.98 1 / 10
33411-020	1/2" 12.70	Std.anvil	7/16" M11	10000	200 271	5-1/2" 139	1/4" BSPT	3/8"	6.2 90	71 2.5	95.48	5.11	1.35 2.98 1 / 10
33411-021	1/2" 12.70	Std.anvil	7/16" M11	10000	200 271	5-1/2" 139	1/4" NPT	3/8"	6.2 90	71 2.5	95.48	5.11	1.35 2.98 1 / 10

**33451**

## Twin Hammer

- Mini design, overall length 125mm with 1.6kg
- Nickel chrome molybenum square driver



KT NO.	Square drive Inch mm	Type Std/Long anvil	Std. bolt size Inch mm	Free speed R.P.M	Max. torque ft.lb Nm	Overall length Inch mm	Air inlet Inch	Air hose ID	Air pressure bar PSI	Avg. air consumption L/min CFM	Sound DBA	Vib M/S2	Net weight kgs lbs
33451-045	1/2" 12.70	Std.anvil	5/8" M16	9000	450 610	4-15/16" 125	1/4" BSPT	3/8"	6.2 90	164 5.8	99.90	2.26	1.60 3.53 1 / 10
33451-046	1/2" 12.70	Std.anvil	5/8" M16	9000	450 610	4-15/16" 125	1/4" NPT	3/8"	6.2 90	164 5.8	99.90	2.26	1.60 3.53 1 / 10

# Ultra Compact Angle Impact Wrench

## 33491-030 new



Jumbo Hammer

- Easy to work in confined space
- Ergonomic handle in hand and great power setting
- Lightweight : 1.4Kg
- Mini head length : 88mm
- Max. torque : 350ft.lb (475Nm) in reverse

### Single handed switch-Forward-Reverse



3 speed power in forward



Full speed in reverse

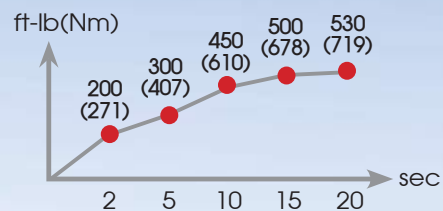


**360° swivel exhaust deflector**

### Unique gearless design



The gearless angle impact reduces vibration by 50%, Increases torque by 20%



KT NO.	Square drive		Std. bolt size		Free speed R.P.M	Max. torque		Overall length		Air inlet Inch	Air hose ID	Air pressure bar	Air pressure PSI	Avg. air consumption L/min	Avg. air consumption CFM	Sound DBA	Vib M/S2	Net weight		Icons
	Inch	mm	Inch	mm		ft.lb	Nm	Inch	mm									kgs	lbs	
33491-030	1/2"	12.70	9/16"	M14	6,500	300	407	9.8"	248	1/4"BSPT	3/8"	6.2	90	119	4.2	94.00	7.48	1.40	3.09	1/12
33491-031	1/2"	12.70	9/16"	M14	6,500	300	407	9.8"	248	1/4"NPT	3/8"	6.2	90	119	4.2	94.00	7.48	1.40	3.09	1/12

# Mini Air Impact Wrench

## 33431-050 new



Jumbo Hammer

- Mini design, overall length 109mm with 1.35kg
- Nickel chrome molybenum square driver
- Improved jumbo hammer design : 30% higher torque

**One-hand control forward & reverse switch**

**Convenient to switch on both sides**

**3-speed regulator for precise control**

**Ergonomic design interchangeable rubber grip**

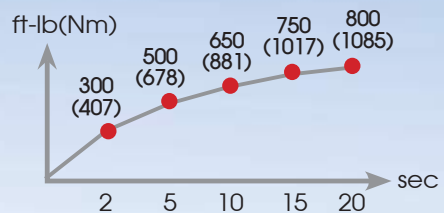
**Air exhaust away from the operator**



-15% length

4.3"

-10% weight



KT NO.	Square drive	Type	Std. bolt size	Free speed	Max. torque	Overall length	Air inlet	Air hose	Air pressure	Avg. air consumption	Sound	Vib	Net weight				
	inch mm	Std/Long anvil	inch mm	R.P.M	ft.lb Nm	inch mm	inch	ID	bar PSI	L/min CFM	DBA	M/S2	kgs lbs				
33431-050	1/2" 12.70	Std.anvil	5/8" M16	9000	500 678	4.3" 109	1/4" BSPT	3/8"	6.2 90	142 5.0	101.02	8.70	1.35 2.98	1 / 12			
33431-051	1/2" 12.70	Std.anvil	5/8" M16	9000	500 678	4.3" 109	1/4" NPT	3/8"	6.2 90	142 5.0	101.02	8.70	1.35 2.98	1 / 12			



# Impact Wrench

## 33421

### Twin Hammer

- Nickel chrome molybdenum square driver
- Variable speed trigger
- Muffled on front exhaust



1/2"  
**33421**

KT NO.	Square drive inch mm	Type Std./Long anvil	Std. bolt size inch mm	Free speed R.P.M.	Max. torque ft.lb Nm	Overall length inch mm	Air inlet inch	Air hose ID	Air pressure bar PSI	Avg. air consumption L/min CFM	Sound DBA	Vib M/S <sup>2</sup>	Net weight kgs lbs
33421-040	1/2" 12.70	Std.anvil	5/8" M16	8000	500 678	6-3/4" 171	1/4" BSPT	3/8"	6.2 90	113 4.0	101.02	8.70	2.56 5.64 1 / 8
33421-041	1/2" 12.70	Std.anvil	5/8" M16	8000	500 678	6-3/4" 171	1/4" NPT	3/8"	6.2 90	113 4.0	101.02	8.70	2.56 5.64 1 / 8

## 33411-040 / 33412-040

### Twin Hammer



1/2"  
**33411-040**



1/2"  
**33412-040**

## 33411-050 / 33412-050

### New Twin Hammer



1/2"  
**33411-050**



1/2"  
**33412-050**

KT NO.	Square drive inch mm	Type Std./Long anvil	Std. bolt size inch mm	Free speed R.P.M.	Max. torque ft.lb Nm	Overall length inch mm	Air inlet inch	Air hose ID	Air pressure bar PSI	Avg. air consumption L/min CFM	Sound DBA	Vib M/S <sup>2</sup>	Net weight kgs lbs
33411-040	1/2" 12.70	Std. anvil	5/8" M16	8000	500 678	7-23/64" 187	1/4" BSPT	3/8"	6.2 90	113 4.0	95.22	4.85	2.60 5.73 1 / 8
33411-041	1/2" 12.70	Std. anvil	5/8" M16	8000	500 678	7-23/64" 187	1/4" NPT	3/8"	6.2 90	113 4.0	95.22	4.85	2.60 5.73 1 / 8
33412-040	1/2" 12.70	Long anvil	5/8" M16	8000	500 678	9-23/64" 238	1/4" BSPT	3/8"	6.2 90	113 4.0	95.78	4.80	2.80 6.17 1 / 8
33412-041	1/2" 12.70	Long anvil	5/8" M16	8000	500 678	9-23/64" 238	1/4" NPT	3/8"	6.2 90	113 4.0	95.78	4.80	2.80 6.17 1 / 8
33411-050	1/2" 12.70	Std. anvil	3/4" M19	8000	650 881	7-41/64" 194	1/4" BSPT	3/8"	6.2 90	125 4.4	96.50	8.13	2.80 6.17 1 / 8
33411-051	1/2" 12.70	Std. anvil	3/4" M19	8000	650 881	7-41/64" 194	1/4" NPT	3/8"	6.2 90	125 4.4	96.50	8.13	2.80 6.17 1 / 8
33412-050	1/2" 12.70	Long anvil	3/4" M19	8000	650 881	9-23/64" 238	1/4" BSPT	3/8"	6.2 90	125 4.4	96.19	6.84	3.20 7.05 1 / 8
33412-051	1/2" 12.70	Long anvil	3/4" M19	8000	650 881	9-23/64" 238	1/4" NPT	3/8"	6.2 90	125 4.4	96.19	6.84	3.20 7.05 1 / 8

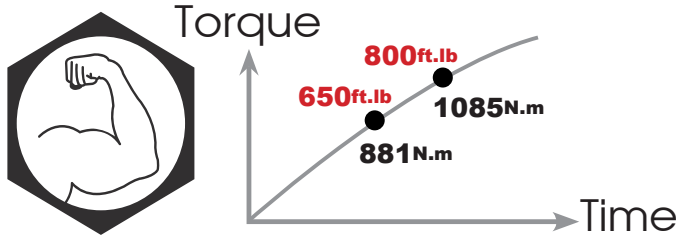
# Impact Wrench



## 33431

### Twin Hammer

- One-handed F / R control
- Convenient to switch on both sides
- 3-speed regulator for precise control
- Ergonomic design interchangeable rubber grip



KT NO.	Square drive Inch mm	Type Std./Long anvil	Std. bolt size Inch mm	Free speed R.P.M	Max. torque ft.lb Nm	Overall length Inch mm	Air inlet Inch	Air hose ID	Air pressure bar PSI	Avg. air consumption L/min CFM	Sound DBA	Vib M/S <sup>2</sup>	Net weight kgs lbs
33431-065	1/2" 12.70	Std.anvil	3/4" M19	8000	650 881	6-7/8" 175	1/4" BSPT	3/8"	6.2 90	139 4.9	101.50	9.37	2.58 5.69 1 / 8
33431-066	1/2" 12.70	Std.anvil	3/4" M19	8000	650 881	6-7/8" 175	1/4" NPT	3/8"	6.2 90	139 4.9	101.50	9.37	2.58 5.69 1 / 8

## 33611 / 33612

### New Twin Hammer

- Nickel chrome molybdenum square driver
- Variable speed trigger
- Muffled on handle exhaust



KT NO.	Square drive Inch mm	Type Std./Long anvil	Std. bolt size Inch mm	Free speed R.P.M	Max. torque ft.lb Nm	Overall length Inch mm	Air inlet Inch	Air hose ID	Air pressure bar PSI	Avg. air consumption L/min CFM	Sound DBA	Vib M/S <sup>2</sup>	Net weight kgs lbs
33611-055	3/4" 19.05	Std. anvil	7/8" M20	6500	700 949	7-13/32" 188	1/4" BSPT	3/8"	6.2 90	125 4.4	96.56	8.64 3.00 6.61 1 / 8	
33611-056	3/4" 19.05	Std. anvil	7/8" M20	6500	700 949	7-13/32" 188	1/4" NPT	3/8"	6.2 90	125 4.4	96.56	8.64 3.00 6.61 1 / 8	
33612-055	3/4" 19.05	Long anvil	7/8" M20	6500	700 949	11-13/32" 290	1/4" BSPT	3/8"	6.2 90	125 4.4	96.86	6.17 3.40 7.50 1 / 8	
33612-056	3/4" 19.05	Long anvil	7/8" M20	6500	700 949	11-13/32" 290	1/4" NPT	3/8"	6.2 90	125 4.4	96.86	6.17 3.40 7.50 1 / 8	
33621-075	3/4" 19.05	Std. anvil	1" M24	6500	800 1085	8-63/64" 228	1/4" BSPT	3/8"	6.2 90	198 7.0	97.28	6.89 4.50 9.92 1 / 4	
33621-076	3/4" 19.05	Std. anvil	1" M24	6500	800 1085	8-63/64" 228	1/4" NPT	3/8"	6.2 90	198 7.0	97.28	6.89 4.50 9.92 1 / 4	
33622-075	3/4" 19.05	Long anvil	1" M24	6500	800 1085	12-63/64" 330	1/4" BSPT	3/8"	6.2 90	198 7.0	96.68	6.46 5.00 11.02 1 / 4	
33622-076	3/4" 19.05	Long anvil	1" M24	6500	800 1085	12-63/64" 330	1/4" NPT	3/8"	6.2 90	198 7.0	96.68	6.46 5.00 11.02 1 / 4	



# Composite Impact Wrench



Please wear proper safety gear while working.

33481

33681

## New Twin Hammer

- One-handed F / R control
- 4-speed power setting, full speed in reverse
- TPR ergonomic handle material reduces vibration



**lightweight**  
**20% - 48%**



**33481**



**33681**



KT NO.	Square drive inch mm	Type Std./Long anvil	Std. bolt size inch mm	Free Speed R.P.M	Max. torque ft.lb Nm	Overall length inch mm	Air inlet inch	Air hose ID	Air pressure bar PSI	Avg. air consumption L/min CFM	Sound DBA	Vib M/S <sup>2</sup>	Net weight kgs lbs
33481-095	1/2" 12.7	Std. anvil	1" M24	8000	950 1288	7-3/4" 197	1/4" BSPT	3/8"	6.2 90	190 6.7	96.00	8.10 2.25	4.96 11.0
33481-096	1/2" 12.7	Std. anvil	1" M24	8000	950 1288	7-3/4" 197	1/4" NPT	3/8"	6.2 90	190 6.7	96.00	8.10 2.25	4.96 11.0
33681-100	3/4" 19.05	Std. anvil	1-3/16" M30	8000	1100 1491	8-3/8" 211	1/4" BSPT	3/8"	6.2 90	190 6.7	96.00	8.98 2.35	5.20 11.5
33681-101	3/4" 19.05	Std. anvil	1-3/16" M30	8000	1100 1491	8-3/8" 211	1/4" NPT	3/8"	6.2 90	190 6.7	96.00	8.98 2.35	5.20 11.5

33631 / 33632

## New Twin Hammer

- Nickel chrome molybdenum square driver
- Variable speed trigger
- Muffled on handle exhaust



**33631**



**33632**



KT NO.	Square drive inch mm	Type Std./Long anvil	Std. Bolt Size inch mm	Free Speed R.P.M	Max. Torque ft.lb Nm	Overall Length inch mm	Air inlet inch	Air Hose ID	Air Pressure bar PSI	Avg. Air Consumption L/min CFM	Sound DBA	Vib M/S <sup>2</sup>	Net Weight kgs lbs
33631-110	3/4" 19.05	Std. anvil	1-3/16" M30	5500	1100 1491	8-43/64" 220	3/8" BSPT	1/2"	6.2 90	269 9.5	98.35	5.31 5.60	12.35 27.2
33631-111	3/4" 19.05	Std. anvil	1-3/16" M30	5500	1100 1491	8-43/64" 220	3/8" NPT	1/2"	6.2 90	269 9.5	98.35	5.31 5.60	12.35 27.2
33632-110	3/4" 19.05	Long anvil	1-3/16" M30	5500	1100 1491	14-55/64" 377	3/8" BSPT	1/2"	6.2 90	269 9.5	97.20	7.90 6.04	13.32 29.4
33632-111	3/4" 19.05	Long anvil	1-3/16" M30	5500	1100 1491	14-55/64" 377	3/8" NPT	1/2"	6.2 90	269 9.5	97.20	7.90 6.04	13.32 29.4

# Impact Wrench

## 33851 / 33852

New Twin Hammer

- Nickel chrome molybdenum square driver
- Variable speed trigger
- Muffled on handle exhaust



1"  
**33851**



1"  
**33852**

## 33841 / 33842



1"  
**33841**



1"  
**33842**



KT NO.	Square drive		Type Std./Long anvil	Std. bolt size		Free speed R.P.M	Max. torque		Overall length		Air inlet inch	Air hose ID	Air pressure bar PSI	Avg. air consumption		Sound DBA	Vib M/S <sup>2</sup>	Net weight			
	inch	mm		inch	mm		ft.lb	Nm	inch	mm				L/min	CFM			kgs	lbs		
33851-120	1"	25.40	Std. anvil	1-17/64"	M32	5500	1200	1626	8-53/64"	224	3/8" BSPT	1/2"	6.2	90	269	9.5	99.75	6.57	5.64	12.43	1 / 4
33851-121	1"	25.40	Std. anvil	1-17/64"	M32	5500	1200	1626	8-53/64"	224	3/8" NPT	1/2"	6.2	90	269	9.5	99.75	6.57	5.64	12.43	1 / 4
33852-120	1"	25.40	Long anvil	1-17/64"	M32	5500	1200	1626	14-1/64"	356	3/8" BSPT	1/2"	6.2	90	269	9.5	98.00	8.40	6.04	13.32	1 / 4
33852-121	1"	25.40	Long anvil	1-17/64"	M32	5500	1200	1626	14-1/64"	356	3/8" NPT	1/2"	6.2	90	269	9.5	98.00	8.40	6.04	13.32	1 / 4
33841-180	1"	25.40	Std. anvil	1-27/64"	M36	4000	1800	2440	12-3/32"	307	1/2" BSPT / NPT	3/4"	6.2	90	255	9.0	101.56	4.37	10.62	23.41	1 / 2
33842-180	1"	25.40	Long anvil	1-27/64"	M36	4000	1800	2440	20-5/64"	510	1/2" BSPT / NPT	3/4"	6.2	90	255	9.0	99.85	5.87	12.52	27.60	1 / 2

# Impact Wrench

## 33671 / 33672

Twin Hammer

- Lightweight durable composite housing
- Nickel chrome molybenum square driver
- Comfortable rubber handle



## 33871 / 33872



3/4"



**33671-160**



3/4"



**33672-160**



1"



**33871-160**



1"



**33872-160**



KT NO.	Square drive inch mm	Type Std/Long anvil	Std. Bolt Size inch mm	Free Speed R.P.M	Max. Torque ft.lb Nm	Overall Length inch mm	Air Inlet inch	Air Hose ID	Air Pressure bar PSI	Avg. Air Consumption L/min CFM	Sound DBA	Vib. M/S2	Net Weight kgs lbs	
33671-160	3/4" 19.05	Std. anvil	1-3/16" M30	5500	1600 2170	12-1/2" 318	1/2" BSPT / NPT	3/4"	6.2 90	241 8.5	105.00	15.40	5.70 12.57	1 / 2
33672-160	3/4" 19.05	Long anvil	1-3/16" M30	5500	1600 2170	18-19/64" 465	1/2" BSPT / NPT	3/4"	6.2 90	241 8.5	106.00	13.80	6.40 14.11	1 / 2
33871-160	1" 25.40	Std. anvil	1-3/16" M30	5500	1600 2170	12-45/64" 323	1/2" BSPT / NPT	3/4"	6.2 90	241 8.5	106.00	13.70	5.80 12.79	1 / 2
33872-160	1" 25.40	Long anvil	1-3/16" M30	5500	1600 2170	18-39/64" 473	1/2" BSPT / NPT	3/4"	6.2 90	241 8.5	104.00	14.98	6.70 14.77	1 / 2

# Impact Wrench

## 33811 / 33812

New Twin Hammer

- Nickel chrome molybdenum square driver
- Variable speed trigger
- Muffled on handle exhaust

## 33831 / 33832



**33811-150**



**33812-150**



**33831-180**



**33832-180**




KT NO.	Square drive inch mm	Type Std/Long anvil	Std. Bolt Size inch mm	Free Speed R.P.M	Max. Torque ft.lb Nm	Overall Length inch mm	Air Inlet inch	Air Hose ID	Air Pressure bar PSI	Avg. Air Consumption L/min CFM	Sound DBA	Vib M/S2	Net Weight kgs lbs	
33811-150	1" 25.40	Std. anvil	1-1/4" M36	4000	1500 2033	14-19/32" 371	1/2" BSPT / NPT	3/4"	6.2 90	255 9.0	101.17	10.77	10.30 22.71	1 / 1
33812-150	1" 25.40	Long anvil	1-1/4" M36	4000	1500 2033	20-19/32" 523	1/2" BSPT / NPT	3/4"	6.2 90	255 9.0	100.40	6.13	11.30 24.91	1 / 1
33831-180	1" 25.40	Std. anvil	1-1/2" M38	4000	1800 2440	14-19/32" 371	1/2" BSPT / NPT	3/4"	6.2 90	255 9.0	102.11	8.84	11.50 25.35	1 / 1
33832-180	1" 25.40	Long anvil	1-1/2" M38	4000	1800 2440	20-19/32" 523	1/2" BSPT / NPT	3/4"	6.2 90	255 9.0	103.99	6.60	12.50 27.56	1 / 1

# Impact Wrench

## 33861 / 33862

Twin Hammer

- Light weight durable composite housing
- Nickel chrome molybdenum square driver
- Comfortable rubber handle



1"  
**33861-200**



1"  
**33862-200**

KT NO.	Square drive inch mm	Type Std/Long anvil	Std. bolt size inch mm	Free speed R.P.M	Max. torque ft.lb Nm	Overall length inch mm	Air inlet inch	Air hose ID	Air pressure bar PSI	Avg. air consumption L/min CFM	Sound DBA	Vib M/S <sup>2</sup>	Net weight kgs lbs	
33861-200	1"	25.40 Std.	1-27/64" M36	5000	2000 2712	13-43/64" 347	1/2" BSPT / NPT	3/4"	6.2 90	255 9.0	106.00	17.20	7.40 16.31	1 / 2
33862-200	1"	25.40 Long	1-27/64" M36	5000	2000 2712	19-3/16" 487	1/2" BSPT / NPT	3/4"	6.2 90	255 9.0	104.00	14.50	8.10 17.86	1 / 2



# Impact Wrench

33851 / 33852

33911 / 33912

33921 / 33922

New Twin Hammer

- Nickel chrome molybdenum square driver
- Variable speed trigger
- Muffled on handle exhaust



**33851-250**




**33852-250**



**33911-250**  
**33921-300**



**33912-250**  
**33922-300**



KT NO.	Square drive		Type Std./Long anvil	Std. Bolt Size		Free Speed R.P.M.	Max. Torque		Overall Length		Air Inlet Inch	Air Hose ID	Air Pressure bar PSI	Avg. Air Consumption		Sound DBA	Vib M/S <sup>2</sup>	Net Weight			
	Inch	mm		Inch	mm		ft.lb	Nm	Inch	mm				L/min	CFM			kgs	lbs		
33851-250	1"	25.40	Std. anvil	1-25/32"	M45	3000	2500	3388	17-11/64"	436	1/2" BSPT / NPT	3/4"	6.2	90	411	14.5	101.15	6.30	15.80	34.83	1 / 1
33852-250	1"	25.40	Long anvil	1-25/32"	M45	3000	2500	3388	24-7/8"	632	1/2" BSPT / NPT	3/4"	6.2	90	411	14.5	101.91	6.49	18.70	41.23	1 / 1
33911-250	1-1/2"	38.10	Std. anvil	1-25/32"	M45	3000	2500	3388	17-53/64"	453	1/2" BSPT / NPT	3/4"	6.2	90	411	14.5	104.13	6.32	15.80	34.83	1 / 1
33912-250	1-1/2"	38.10	Long anvil	1-25/32"	M45	3000	2500	3388	23-53/64"	605	1/2" BSPT / NPT	3/4"	6.2	90	411	14.5	103.90	6.53	18.70	41.23	1 / 1
33921-300	1-1/2"	38.10	Std. anvil	2"	M50	3000	3000	4065	17-3/4"	451	1/2" BSPT / NPT	3/4"	6.2	90	453	16.0	104.52	8.86	19.70	43.43	1 / 1
33922-300	1-1/2"	38.10	Long anvil	2"	M50	3000	3000	4065	25-15/32"	647	1/2" BSPT / NPT	3/4"	6.2	90	453	16.0	104.52	7.12	22.80	50.27	1 / 1

# Impact Socket & Wrench Set

## 44506MP










Blow case size (mm) :  
310 x 240 x 85 (0.223 Cuft)

- 5 PC. stubby impact sockets 17~24mm
- 1 PC. impact wrench
- 1 PC. air inlet adaptor

1/2"

7  
PC.

KT NO.	Contents		Weight 2.7	Volume 1 / 6
44506MP		33451-045		 SY-221M (1/4"BSPT)
44506MP01		33451-046	17, 19, 21, 22, 24	 SY-211M (1/4"BSPT)
44506MP10		33451-046	17, 19, 21, 22, 24	 SY-231M (1/4"NPT)

## 44116MP









Blow case size (mm) :  
315 x 250 x 120 (0.334 cuft)

- 10 PC. impact sockets 9~27mm
- 3 PC. thin wall impact sockets 17~21mm
- 1 PC. impact wrench
- 1 PC. extension bar
- 1 PC. universal joint
- 2 PC. ring  $\varnothing$  3.5 x 19mm &  $\varnothing$  3.5 x 23mm
- 2 PC. pin  $\varnothing$  3 x 20 &  $\varnothing$  3 x 25 (6150)
- 1 PC. air inlet adaptor

1/2"

21  
PC.

KT NO.	Contents		Weight 6.1	Volume 1 / 4
44116MP		4535M		 SY-221M (1/4"BSPT)
44116MP04	9, 10, 11, 13, 14, 17, 19, 22, 24, 27	4415M		
44116MP10		4260-05		 SY-231M (1/4"NPT)
44116MP10	90601 90602	4797 90401 90402		

## 44118MP



Blow case size (mm) :  
420 x 315 x 100 (0.475 cuft)

- 14 PC. deep impact sockets 10~27mm
- 1 PC. impact wrench
- 2 PC. extension bars, 3" & 5" L
- 1 PC. universal joint
- 2 PC. ring  $\varnothing$  3.5 x 19mm &  $\varnothing$  3.5 x 23mm
- 2 PC. pin  $\varnothing$  3 x 20mm &  $\varnothing$  3 x 25mm (6150)
- 1 PC. air inlet adaptor

1/2"

23  
PC.

KT NO.	Contents		Weight 8.4	Volume 1 / 2
44118MP		4435M		 SY-221M (1/4"BSPT)
44118MP04	10, 11, 12, 13, 14, 16, 17, 19, 21, 22, 23, 24, 26, 27	4415M		
44118MP10		4260-03 4260-05		 SY-231M (1/4"NPT)
44118MP10	90601 90602	4797 90401 90402		

# Impact Socket & Wrench Set

## 44801FMP new



Blow case size (mm) :  
422 x 275 x 85mm (0.35cuff)

- 12 PC. standard impact socket 10~24mm
- 1 PC. impact wrench
- 3 PC. thin wall impact sockets with plastic sleeve 17~21mm
- 1 PC. extension bar 3" L
- 1 PC. universal joint
- 1 PC. air inlet adapter
- 1 PC. lube

1/2" **20**  
PC.

KT NO.	Contents	Weight 5.79	Volume 1 / 4
44801FMP	 4535M 10, 11, 12, 13, 14, 16, 17, 18, 19, 21, 22, 24	 33481-095	 SY-221M (1/4"BSPT)
44801AMP	 17, 19, 21 4945MX		 SY-211M (1/4"BSPT)
44801BMP	 4260-03P  4797P  LUBE15	 33481-096	 SY-231M (1/4"NPT)











## 44801FMP01 new



Blow case size (mm) :  
422 x 275 x 85mm (0.35cuff)

- 12 PC. standard impact socket 10~24mm
- 1 PC. impact wrench
- 3 PC. thin wall impact sockets with plastic sleeve 17~21mm
- 1 PC. extension bar 3" L
- 1 PC. universal joint
- 1 PC. air inlet adapter
- 1 PC. lube

1/2" **20**  
PC.

KT NO.	Contents	Weight 6.03	Volume 1 / 4
44801FMP01	 4535M 10, 11, 12, 13, 14, 16, 17, 18, 19, 21, 22, 24	 33431-065	 SY-221M (1/4"BSPT)
44801AMP01	 17, 19, 21 4945MX		 SY-211M (1/4"BSPT)
44801BMP01	 4260-03P  4797P  LUBE15	 33431-066	 SY-231M (1/4"NPT)



# Impact Socket & Wrench Set

44802FMP **new**



Blow case size (mm) :  
340 x 263 x 80mm ( 0.253 cuft)

- 11 PC. standard impact socket 10~24mm
- 1 PC. impact wrench
- 1 PC. extension bar
- 1 PC. universal joint
- 1 PC. air inlet adapter
- 1 PC. lube

1/2" **16**  
PC.

KT NO.	Contents	Weight 3.9	Volume 1 / 3
44802FMP	4535M 10, 12, 13, 14, 16, 17, 18, 19, 21, 22, 24,		SY-221M (1/4"BSPT)
44802AMP	4260-05P		SY-211M (1/4"BSPT)
44802BMP	4796P LUBE15		SY-231M (1/4"NPT)

64111MP



Blow case size (mm) :  
420 x 315 x 100 (0.475 cuft)

- 8 PC. impact sockets 26~38mm
- 1 PC. impact wrench
- 1 PC. extension bar, 7" L
- 1 PC. universal joint
- 1 PC. ring Ø 5.5 x 37mm
- 1 PC. pin Ø 4 x 35
- 1 PC. air inlet adaptor

3/4" **14**  
PC.

KT NO.	Contents	Weight 13.3	Volume 1 / 2
64111MP	6535M 26, 27, 28, 30, 32, 35, 36, 38		SY-221M (1/4"BSPT)
64111MP01	6260-07 6797		SY-211M (1/4"BSPT)
64111MP12	90603 90404		SY-231M (1/4"NPT)

64801FMP **new**



Blow case size (mm) :  
422 x 275 x 85mm(0.35 cuft)

- 8 PC. standard impact socket 19~38mm
- 1 PC. impact wrench
- 1 PC. extension bar 7" L
- 1 PC. universal joint
- 1 PC. air inlet adapter
- 1 PC. lube

3/4" **13**  
PC.

KT NO.	Contents	Weight 8.48	Volume 1 / 2
64801FMP	6515M 19, 22, 24, 27, 30		SY-221M (1/4"BSPT)
64801AMP	6535M 32, 36, 38		SY-211M (1/4"BSPT)
64801BMP	6260-07P LUBE15		SY-231M (1/4"NPT)

# Impact Socket & Wrench Set


64115MP



3/4" **18** PC.

Blow case size (mm) :  
510 x 390 x 115 (0.822 cuft)

- 12 PC. impact sockets
- 1 PC. impact wrench
- 1 PC. extension bar, 7" L
- 1 PC. universal joint
- 1 PC. ring Ø 5.5 x 37mm
- 1 PC. pin Ø 4.0 x 35mm
- 1 PC. air inlet adaptor

KT NO.	Contents	Weight 13.3	Volume 1 / 2
64115MP	 6535M 24, 26, 27, 29, 30, 32, 33, 34, 35, 36, 38, 41	 33621-075	 SY-221M (1/4"BSPT)
64115MP01	 6260-07  6797	 33621-076	 SY-211M (1/4"BSPT)
64115MP12	 90603  90404	 33621-076	 SY-231M (1/4"NPT)

# Super Duty Air Ratchet Wrench

37323

37423



3/8" **37323**

1/2" **37423**



- Ergonomically enhanced composite handle
- 360° exhaust rotation leads the air away from working area
- Unique head design: dust free and prevent deformation and triples the life of parts
- Dual pawl design provides higher torque

KT NO.	Square drive Inch mm	Type Std/Long anvil	Std. bolt size Inch mm	Free speed R.P.M	Max. torque ft.lb Nm	Overall length Inch mm	Air inlet Inch	Air hose ID	Air pressure bar PSI	Avg. air consumption L/min CFM	Sound DBA	Vib M/S2	Net weight kgs lbs
37323-080	3/8" 9.53	Std. anvil	3/8" M10	280	80 108	11" 279	1/4" BSPT	3/8"	6.2 90	113 4.0	94.00	2.52	1.25 2.76 1 / 12
37323-081	3/8" 9.53	Std. anvil	3/8" M10	280	80 108	11" 279	1/4" NPT	3/8"	6.2 90	113 4.0	94.00	2.52	1.25 2.76 1 / 12
37423-080	1/2" 12.70	Std. anvil	3/8" M10	280	80 108	11" 279	1/4" BSPT	3/8"	6.2 90	113 4.0	93.00	2.07	1.25 2.76 1 / 12
37423-081	1/2" 12.70	Std. anvil	3/8" M10	280	80 108	11" 279	1/4" NPT	3/8"	6.2 90	113 4.0	93.00	2.07	1.25 2.76 1 / 12

# Air Ratchet Wrench

## 37221 / 37321

- Ergonomically enhanced composite handle
- Dual pawl design provides higher torque



- Dust-free design
- Prevents deformation and triples the life of the parts

## 37334 / 37434



1/4" & 3/8"

**37221**  
**37321**

3/8" & 1/2"

**37334**  
**37434**



KT NO.	Square drive		Type Std./Long anvil	Std. bolt size		Free speed R.P.M	Max. torque		Overall length		Air inlet	Air hose ID	Air pressure bar PSI	Avg. air consumption		Sound DBA	Vib M/S2	Net weight			
	inch	mm		inch	mm		ft.lb	Nm	inch	mm				L/min	CFM			kgs	lbs		
37221-030	1/4"	6.35	Std. anvil	1/4"	M6	250	30	41	8-1/16"	205	1/4" BSPT	3/8"	6.2	90	79	2.8	86.00	2.32	0.67	1.48	1 / 30
37221-031	1/4"	6.35	Std. anvil	1/4"	M6	250	30	41	8-1/16"	205	1/4" NPT	3/8"	6.2	90	79	2.8	86.00	2.32	0.67	1.48	1 / 30
37321-050	3/8"	9.53	Std. anvil	5/16"	M8	270	50	68	8-1/16"	205	1/4" BSPT	3/8"	6.2	90	79	2.8	93.00	2.26	0.67	1.48	1 / 30
37321-051	3/8"	9.53	Std. anvil	5/16"	M8	270	50	68	8-1/16"	205	1/4" NPT	3/8"	6.2	90	79	2.8	93.00	2.26	0.67	1.48	1 / 30
37334-080	3/8"	9.53	Std. anvil	3/8"	M10	210	80	108	10-39/64"	268	1/4" BSPT	3/8"	6.2	90	127	4.5	93.00	3.58	1.25	2.76	1 / 10
37334-081	3/8"	9.53	Std. anvil	3/8"	M10	210	80	108	10-39/64"	268	1/4" NPT	3/8"	6.2	90	127	4.5	93.00	3.58	1.25	2.76	1 / 10
37434-080	1/2"	12.70	Std. anvil	3/8"	M10	210	80	108	10-39/64"	268	1/4" BSPT	3/8"	6.2	90	127	4.5	92.00	3.91	1.26	2.78	1 / 10
37434-081	1/2"	12.70	Std. anvil	3/8"	M10	210	80	108	10-39/64"	268	1/4" NPT	3/8"	6.2	90	127	4.5	92.00	3.91	1.26	2.78	1 / 10

## 37235 / 37335 / 37435

- Working around tightly packed engines, machinery and equipment



3/8"

**37335**



1/4" & 3/8"

**37235**  
**37335**



1/2"

**37435**



KT NO.	Square drive		Free Speed R.P.M	Max. Torque		Overall Length		Air inlet	Air Hose ID	Air Pressure bar PSI	Avg. Air Consumption		Sound DBA	Vib M/S2	Net Weight			
	inch	mm		ft.lb	Nm	inch	mm				L/min	CFM			kgs	lbs		
37235-030	1/4"	6.35	230	30	41	6-1/8"	155	1/4" BSPT	3/8"	6.2	90	71	2.5	92.00	10.50	0.49	1.08	1 / 20
37235-031	1/4"	6.35	230	30	41	6-1/8"	155	1/4" NPT	3/8"	6.2	90	71	2.5	92.00	10.50	0.49	1.08	1 / 20
<b>new</b> 37335-030	3/8"	9.53	230	30	41	6-1/8"	155	1/4" BSPT	3/8"	6.2	90	71	2.5	92.00	10.50	0.49	1.08	1 / 20
37335-075	3/8"	9.53	200	75	102	10-1/4"	260	1/4" BSPT	3/8"	6.2	90	113	4.0	92.00	10.50	1.20	2.64	1 / 20
37335-076	3/8"	9.53	200	75	102	10-1/4"	260	1/4" NPT	3/8"	6.2	90	113	4.0	92.00	10.50	1.20	2.64	1 / 20
37435-075	1/2"	12.70	200	75	102	10-1/4"	260	1/4" BSPT	3/8"	6.2	90	113	4.0	92.00	10.50	1.20	2.64	1 / 20
37435-076	1/2"	12.70	200	75	102	10-1/4"	260	1/4" NPT	3/8"	6.2	90	113	4.0	92.00	10.50	1.20	2.64	1 / 20

# Impact Screwdriver

## 3311

Twin Dog



1/4"  
  
**3311**

## 3312

Twin Pinless Clutch



1/4"  
  
**3312**



KT NO.	Collect Size		Std. bolt size		Free speed R.P.M	Max. torque		Overall length		Air inlet Inch	Air hose ID	Air pressure		Avg. air consumption L/min CFM	Sound DBA	Vib M/S <sup>2</sup>	Net weight		
	Inch	mm	Inch	mm		ft.lb	Nm	Inch	mm			bar	PSI				kgs	lbs	
33111	1/4"	6.35	3/16"	M5	10000	26	35	7-1/2"	191	1/4" BSPT	3/8"	6.2	90	71	2.5	89.53	10.29	0.73 1.61	1 / 20
33112	1/4"	6.35	3/16"	M5	10000	26	35	7-1/2"	191	1/4" NPT	3/8"	6.2	90	71	2.5	89.53	10.29	0.73 1.61	1 / 20
33121	1/4"	6.35	3/16"	M5	11000	75	102	7-1/4"	183	1/4" BSPT	3/8"	6.2	90	96	3.4	92.8	3.83	0.82 1.81	1 / 20
33122	1/4"	6.35	3/16"	M5	11000	75	102	7-1/4"	183	1/4" NPT	3/8"	6.2	90	96	3.4	92.8	3.83	0.82 1.81	1 / 20

# Continuous Flow Air Grease Gun

## 9BV14

- Ideal for machine, automobile, farm and garden equipments, vehicles etc.
- 360° rotating handle



KT NO.	Air Inlet (Inch)	Screw Thread	Air Source Range		Recommended Air Source		Capacity		Kg	Icon
			input (psi/bar)	output (psi/bar)	input (psi/bar)	output (psi/bar)	c.c.	oz		
9BV1410	1/4" BSPT	1/8" x 28 PT	60~150 psi (4.2~10.3 bar)	2400~6000 psi (165~412 bar)	90 psi (6.2 bar)	3600 psi (250 bar)	400	14	1.7	1 / 10
9BV1420	1/4" BSPT	10 x 1.0 Mertric	60~150 psi (4.2~10.3 bar)	2400~6000 psi (165~412 bar)	90 psi (6.2 bar)	3600 psi (250 bar)	400	14	1.7	1 / 10
9BV1411	1/4" NPT	1/8" x 28 PT	60~150 psi (4.2~10.3 bar)	2400~6000 psi (165~412 bar)	90 psi (6.2 bar)	3600 psi (250 bar)	400	14	1.7	1 / 10
9BV1421	1/4" NPT	10 x 1.0 Mertric	60~150 psi (4.2~10.3 bar)	2400~6000 psi (165~412 bar)	90 psi (6.2 bar)	3600 psi (250 bar)	400	14	1.7	1 / 10

9BV1410 / 9BV1411 For general market except North America, Germany, South Africa, Egypt  
 9BV1420 / 9BV1421 For Germany, South Africa, Egypt, etc.

# Continuous Flow Air Grease Gun with 12" Tube

## 9BV14T

- Ideal for machine, automobile, farm and garden equipments, vehicles etc.
- 360° rotating handle



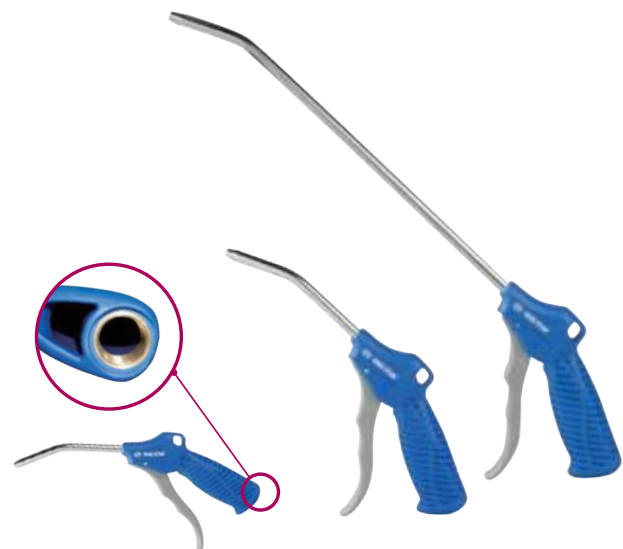
KT NO.	Air Inlet (Inch)		Screw Thread	Air Source Range		Recommended Air Source		Capacity c.c.	oz	Kg	Box
	+	+		input (psi/bar)	output (psi/bar)	input (psi/bar)	output (psi/bar)				
9BV1410T	1/4" BSPT	1/8" x 28 PT	1/8" x 28 PT	60~150 psi (4.2~10.3 bar)	2400~6000 psi (165~412 bar)	90 psi (6.2 bar)	3600 psi (250 bar)	400	14	1.7	1 / 10
9BV1420T	1/4" BSPT	10 x 1.0 Mertric	10 x 1.0 Mertric	60~150 psi (4.2~10.3 bar)	2400~6000 psi (165~412 bar)	90 psi (6.2 bar)	3600 psi (250 bar)	400	14	1.7	1 / 10
9BV1411T	1/4" NPT	1/8" x 28 PT	1/8" x 28 PT	60~150 psi (4.2~10.3 bar)	2400~6000 psi (165~412 bar)	90 psi (6.2 bar)	3600 psi (250 bar)	400	14	1.7	1 / 10
9BV1421T	1/4" NPT	10 x 1.0 Mertric	10 x 1.0 Mertric	60~150 psi (4.2~10.3 bar)	2400~6000 psi (165~412 bar)	90 psi (6.2 bar)	3600 psi (250 bar)	400	14	1.7	1 / 10
9BU8109	9" length	1/8" x 28 PT	1/8" x 28 PT								
9BU8209	9" length	10 x 1.0 Mertric	10 x 1.0 Mertric								
9BU8112	12" length	1/8" x 28 PT	1/8" x 28 PT								
9BU8212	12" length	10 x 1.0 Mertric	10 x 1.0 Mertric								

9BV1410T / 9BV1411T For general market except North America, Germany, South Africa, Egypt  
 9BV1420T / 9BV1421T For Germany, South Africa, Egypt, etc.

# Air Blow Gun

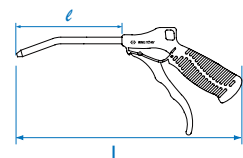
## 7990

- Ideal for cleaning
- Steel nozzle & nylon fiber handle
- Air pressure: 90 PSI recommended
- Air consumption: 1/4" hose-13cfm-350l/min, 3/8" hose-15cfm-430l/min
- Sound pressure: 85~90 dB
- Working pressure: 75~120 PSI/5.0~8.0 kgs
- Max pressure: 200 PSI/ 15 kgs



KT NO.	Air Inlet Inch	ℓ		L (mm)	Kg	Box
		Inch	mm			
79900-04	BSPT	4	100	245	200	20 / 100
79900-10	BSPT	10	250	420	240	25 / 50
79900-13	BSPT	13	330	475	260	25 / 50
79900-20	BSPT	20	500	650	300	25 / 50
79901-04	NPT	4	100	245	200	20 / 100
79901-10	NPT	10	250	420	240	25 / 50
79901-13	NPT	13	330	475	260	25 / 50
79901-20	NPT	20	500	650	300	25 / 50

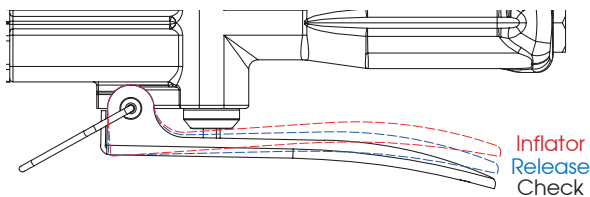
Copper Thread



# 3-In-1 Inflator

## 9BM

- Diaphragm pressure gauge
- Accuracy: ANSI B40.100  $\pm 3\%$  ~  $\pm 2\%$  ~  $\pm 3\%$
- Special rubber housing protects manometer against light impacts
- 3 functions (check, release, inflator) all together on the press handle
- Flexible 400MM high pressure rubber hose with clip-on air tire chuck
- Pressure Range:  
0-160 PSI (9BM21) / 0-220 PSI (9BM22)
- Built in hang-up hook allows easy storage




**9BM2110  
9BM2111  
9BM2210  
9BM2211**



**9BM2110A  
9BM2111A**



9BM2-01



9BM2-02

KT NO.	Pressure range (Psi)	Air Inlet (BSPT/NPT)	L (mm)		Air hose (ID)	g	/
			L1	L2			
9BM2110	160	1/4" BSPT	∅13 x 400	180	3/8"	500	1 / 12
9BM2111	160	1/4" NPT	∅13 x 400	180	3/8"	500	1 / 12
9BM2210	220	1/4" BSPT	∅13 x 400	180	3/8"	520	1 / 12
9BM2211	220	1/4" NPT	∅13 x 400	180	3/8"	520	1 / 12
9BM2210A	220	1/4" BSPT	∅13 x 400	180	3/8"	600	1 / 12
9BM2211A	220	1/4" NPT	∅13 x 400	180	3/8"	600	1 / 12
9BM2-01	(included in all 9BM series)			20	-	25	-
9BM2-02	(included in 9BM2210A & 11A only)			185	-	105	-



# PU Air Spiral Hose

**79953**

**79960**

**79962**

- Super mechanical strength and excellent abrasive resistance
- Superior heat and cold resistance
- Oil resistance
- Light weight
- Temperature resistance from -20° C ~ +60° C



**79953**



**79960**



**79962**

KT NO.	Hose I.D. (mm)	Hose O.D. (mm)	Hose Length (M)	Working Pressure		Maximum Pressure		Type	Male PT Fitting (Inch)	Weight		
				(PSI)	(bar)	(PSI)	(bar)			(kgs)	(lbs)	
79953-10	8	12	10	108	7.4	320	22.2	-	1/4" BSPT	0.80	1.76	1 / 20
79953-15	8	12	15	108	7.4	320	22.2	-	1/4" BSPT	1.30	2.87	1 / 16
79960-10	8	12	10	160	11.0	640	44.1	Asian	-	0.93	2.05	1 / 20
79960-15	8	12	15	160	11.0	640	44.1	Asian	-	1.31	2.87	1 / 16
79960-20	8	12	20	160	11.0	640	44.1	Asian	-	1.66	3.64	1 / 16
79962-10	8	12	10	160	11.0	640	44.1	EU	-	0.92	2.02	1 / 20
79962-15	8	12	15	160	11.0	640	44.1	EU	-	1.31	2.87	1 / 16
79962-20	8	12	20	160	11.0	640	44.1	EU	-	1.72	3.78	1 / 16

# Air Hose Reel

**7991**

- Automatic rewind with SK 5-spring steel spring
- 16 teeth gear-stop ensures safety
- 300 PSI working pressure allowed
- Sturdy structure with 0.7mm thick steel rail stored in iron case
- Replaceable air house design & hanging rack



Do not pull the air hose when seeing tag



- Pull the air hose to the end till it shows joint replacement



- Install new air hose



- Dismantle connection



- 16 teeth gear design can spread stress evenly and stop returning

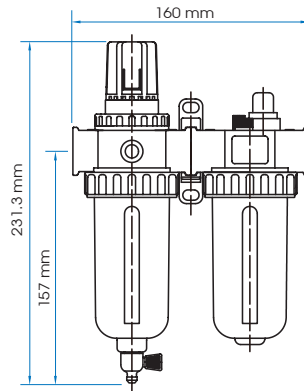
1 Bar = 1.01972 kgf/cm<sup>2</sup>  
1 Bar = 14.5036 PSI

KT NO.	Hose I.D. mm	Hose O.D. mm	Hose length (M)	Type	Air Inlet / outlet inch	Working pressure psi		
79910-15	8	12	15	Asian	1/4" BSPT	300	6.5	1 / 2
79911-10	8	12	10	US	1/4" NPT	300	5.2	1 / 2
79911-15	8	12	15	US	1/4" NPT	300	6.5	1 / 2
79912-10	8	12	10	EU	1/4" BSPT	300	5.2	1 / 2
79912-15	8	12	15	EU	1/4" BSPT	300	6.5	1 / 2

# Air Lubricator

## 799A

- Semi auto drain valve
- Steel guards offer better protection
- Easy installation and disassembly




KT NO.	Port Size (inch)	Filter Element (μ)	Max Input Pressure (PSI)	Max Output Pressure (PSI)	Max Flow (L/min)	Operation Temperature Range (°C)	Drain Capacity (ml)	Oil Capacity (ml)	Air Inlet (inch)	Weight (Kgs)	Weight (lbs)	1 / 12
799A0-23C	1/4"	5	215	7~150	1750	5 ~ 60	80	150	1/4" BSPT	1.00	2.20	1 / 12
799A1-23C	1/4"	5	215	7~150	1750	5 ~ 60	80	150	1/4" NPT	1.00	2.20	1 / 12
799A0-33C	3/8"	5	215	7~150	2500	5 ~ 60	80	150	1/4" BSPT	1.00	2.20	1 / 12
799A1-33C	3/8"	5	215	7~150	2500	5 ~ 60	80	150	1/4" NPT	1.00	2.20	1 / 12
<b>new</b> 799A0-43C	1/2"	5	215	7~150	3000	5 ~ 60	80	150	1/4" BSPT	1.00	2.20	1 / 12
<b>new</b> 799A1-43C	1/2"	5	215	7~150	3000	5 ~ 60	80	150	1/4" NPT	1.00	2.20	1 / 12

# Impact Wrench Tester

## ZV101

- Easy to read LED panel displays reference torque value in lbf-ft, kgf-m, kgf-cm and N-m (selectable)



### Specifications:

53.7 1

Applicable Range	180 ft-lb~1180 ft-lb(250 Nm~1600 Nm)
Max. Torque	1450 ft-lb(1950 Nm)
Applicable Size	SQ.DR-1/2"~3/4"
Measuring Direction	Forward
Screw Size	M32
Length x Width	35cm x 30cm



# Air Quick Coupler

KT NO.	Size	Type		
SY-211M	1/4"BSPT	European	 21.4	12 / 504
SY-211F			 22.8	10 / 420
SY-210M			 88.4	20 / 240
SY-221M	1/4"BSPT	Asian	 24.4	12 / 504
SY-221F			 28.6	10 / 420
SY-260M			 81.6	20 / 240
SY-210H	1/4" hose	European	 78.0	15 / 180
SY-211H			 18.0	10 / 320
SY-220H		Asian	 87.0	10 / 320
SY-221H	 31.0		10 / 320	
SY-231M	1/4"NPT	American	 23.6	12 / 504
SY-231F			 21.2	10 / 420
SY-230M			 85.5	20 / 240
SY-310H	3/8" hose	European	 75.0	15 / 180
SY-311H			 22.0	10 / 320
SY-320H		Asian	 78.0	15 / 180
SY-321H	 23.0		10 / 320	
SY-410H	1/2" hose	European	 82.0	15 / 180
SY-411H			 26.0	10 / 320

## 1/4" Mini Lubricator

**33411-71** new



KT NO.	Size		
33411-71	1/4"	90	1 / 150

## 3 PC. Repair Tools

**14103GP**

- 3 PC. Impact wrench repair tools set
- Suitable for 33411-020, 33411-040, 33411-050, 33412-040, 33412-050, 33611-055, 33612-055, 33621-075, 33622-075

Contents  0.58  1 / 20

33011 

33012 

33013 

# Impact Wrench Holder

## 9145

- Applied for 1/4" DR. & 3/4" DR. air tools



KT NO.      Size      Type            

KT NO.	Size	Type		
91451-01A	1/4" x 19 BSPT	European	268.8	1 / 48
91451-01B	1/4" x 18 NPT	American	271.2	1 / 48
91451-01F	1/4" x 19 BSPT	Asian	272.8	1 / 48

## 87106



- Applied for 1/2" DR. & 3/4" DR. impact wrench
- Steel plate with chrome plated, air hose adapter attached

 1.23       /  1 / 6



## 9TE31

- Moveable magnetic tool holder with multi-purpose
- Designed for motor repair tools, keeps your work area clean and organized
- 4 PC. super magnets 1,500 gauss with non-sliding rubber can hold up to 7 kgs
- Suitable for air impact wrench, long sockets, impact sockets and torque wrench
- The angle of torque wrench holder can be adjusted

KT NO.	L (Inch)	L (mm)	Capacity (kg)	Capacity (lbs)		
9TE31	14-3/16	360	7	15.4	1.3	1 / 10





# PU Working Gloves

## 9TH31-XL

- Strap design for easy adjustments
- Comfortable and breathable fabric material



KT NO.	Size	Width mm	Overall Length mm		
9TH31-XL	XL	107	235	70	100
9TH31-2L	2L	112	240	70	100



## 9TH31-2L

# Anti-vibration Protective Gloves

## 9TH21XL

- Protection from repetitive impact and vibration of pneumatic tools
- Magnet in back of glove for storing metal parts and fasteners



KT NO.	Size	Width mm	Overall Length mm		
9TH21XL	XL	112	235	110	100

